

Country Profile:

Republic of Chad
République du Tchad



Location: Central Africa, south of Libya

Geographic coordinates: 15 00 N, 19 00 E

Map references: Africa

Area: total: 1.284 million sq km land: 1,259,200 sq km water: 24,800 sq km

Terrain: broad, arid plains in center, desert in north, mountains in northwest, lowlands in south

Land boundaries: total: 5,968 km border countries: Cameroon 1,094 km, Central African Republic 1,197 km, Libya 1,055 km, Niger 1,175 km, Nigeria 87 km, Sudan 1,360 km

Coastline: 0 km (landlocked)

Maritime claims: none (landlocked)

Geography - note: landlocked; Lake Chad is the most significant water body in the Sahel¹



¹ - <http://www.economywatch.com/economic-statistics/Chad/Geography/>

Chad at a Glance

Capital:	N'Djamena
Official language:	French - Arabic
Population:	2015estimate: 13,670,084
Government:	Presidential Republic
Independence from France:	August 11, 1960
National or Regional Currency:	Central African CFA franc (XAF)
Area:	Total: 1.284 million sq km Land: 1,259,200 sq km Water: 24,800 sq km

Background: Chad, part of France's African holdings until 1960, endured three decades of civil warfare, as well as invasions by Libya, before peace was restored in 1990. The government eventually drafted a democratic constitution and held flawed presidential elections in 1996 and 2001. In 1998, a rebellion broke out in northern Chad, which has sporadically flared up despite several peace agreements between the government and insurgents. In June 2005, President Idriss DEBY held a referendum successfully removing constitutional term limits and won another controversial election in 2006. Sporadic rebel campaigns continued throughout 2006 and 2007. The capital experienced a significant insurrection in early 2008, but has had no significant rebel threats since then, in part due to Chad's 2010 rapprochement with Sudan, which previously used Chadian rebels as proxies. In late 2015, the government imposed a state of emergency in the Lake Chad region following multiple attacks by the terrorist group Boko Haram throughout the year; Boko Haram also launched several bombings in N'Djamena in mid-2015. DEBY in 2016 was reelected to his fifth term in an election that was peaceful but flawed. In December 2015, Chad completed a two-year rotation on the UN Security Council. In January 2017, DEBY completed a one-year term as President of the African Union.²

² . <https://www.indexmundi.com/chad/background.html>

Government³

Country name:	conventional long form: Republic of Chad local long form: Republique du Tchad local short form: Tchad
Government type:	republic
Capital:	N'Djamena
Administrative divisions:	14 prefectures (prefectures, singular - prefecture); Batha, Biltine, Borkou-Ennedi-Tibesti, Chari-Baguirmi, Guera, Kanem, Lac, Logone Occidental, Logone Oriental, Mayo-Kebbi, Moyen-Chari, Ouaddai, Salamat, Tandjile note: instead of 14 prefectures, there may be a new administrative structure of 28 departments (departments, singular - department), and 1 city; Assongha, Baguirmi, Bahr El Gazal, Bahr Koh, Batha Oriental, Batha Occidental, Biltine, Borkou, Dababa, Ennedi, Guera, Hadjer Lamis, Kabia, Kanem, Lac, Lac Iro, Logone Occidental, Logone Oriental, Mandoul, Mayo-Boneye, Mayo-Dallah, Monts de Lam, N'Djamena*, Ouaddai, Salamat, Sila, Tandjile Oriental, Tandjile Occidental, Tibesti
Independence:	11 August 1960 (from France)
National holiday:	Independence Day, 11 August (1960)
Constitution:	passed by referendum 31 March 1996
Legal system:	based on French civil law system and Chadian customary law; has not accepted compulsory ICJ jurisdiction
Suffrage:	18 years of age; universal
Executive branch:	Executive branch: chief of state: President Idriss DEBY Itno, Lt. Gen. (since 4 December 1990) head of government: Prime Minister Albert Pahimi PADACKE (since 15 February 2016) cabinet: Council of Ministers; members appointed by the president on the recommendation of the prime minister elections/appointments: president directly elected by absolute majority popular vote in 2 rounds if needed for a 5-year term (no term limits); election

³ . <https://www.indexmundi.com/chad/>

	<p>last held on 10 April 2016 (next to be held in April 2021); prime minister appointed by the president</p> <p>election results: Lt. Gen. Idriss DEBY Itno reelected president in first round; percent of vote - Lt. Gen. Idriss DEBY (MPS) 61.6%, Saleh KEBZABO (UNDR) 12.8%, Laokein Kourayo MEDAR (CTPD) 10.7%, Djimrangar DADNADJI (CAP-SUR) 5.1%, other 9.8%</p>
Legislative branch:	<p>description: unicameral National Assembly (188 seats; 118 directly elected in multi-seat constituencies by proportional representation vote and 70 directly elected in single-seat constituencies by absolute majority vote with a second round if needed; members serve 4-year terms)</p> <p>elections: National Assembly - last held on 13 February and 6 May 2011 (next to be held in 2019)</p>
Judicial branch:	<p>Judicial branch: highest court(s): Supreme Court (consists of the chief justice, 3 chamber presidents, and 12 judges or councilors and divided into 3 chambers); Constitutional Council (consists of 3 judges and 6 jurists)</p> <p>judge selection and term of office: Supreme Court chief justice selected by the president; councilors - 8 designated by the president and 7 by the speaker of the National Assembly; chief justice and councilors appointed for life; Constitutional Council judges - 2 appointed by the president and 1 by the speaker of the National Assembly; jurists - 3 each by the president and by the speaker of the National Assembly; judges appointed for 9-year terms</p>

Economic Overview

Chad joined the list of oil-producing countries in 2003 and since then its economy has been heavily dependent on oil. The economy, previously agrarian, saw per capita GDP grow from about \$497 in 2001/02 (which was less than half of the average in Sub-Saharan Africa) to about \$967 in 2014.

However, the combined effect of the 2014 drop in oil price and the weak security environment have left the country in deep recession, with poverty expected to rise to 39.8% by 2019. This is reflected in cuts in public expenditure, low foreign direct investment, and a loss of income caused by the disruption of cross-border trade with Nigeria in livestock. Nonetheless, there were modest increases in agriculture, which constitutes the primary sector of employment for nearly 75% of Chad's working age population.

Despite severe fiscal adjustment, the overall fiscal deficit (cash basis) increased slightly from 4.4% of non-oil GDP in 2014 to 4.9% in 2016. This was financed through treasury bonds in the regional debt market, IMF disbursement, and budgetary support from donors. The increase in public debt has led to the risk of debt distress: hard currency rationing and substantial fiscal consolidation had reduced the external current account deficit from 11.3% of GDP in 2015 to

5.2% in 2017, but Chad's official reserves continue to fall, representing barely a month's worth of imports as of 2017.⁴

Chad | Economic Indicators

Markets	Last	Reference	Previous	Range	Frequency
<u>CURRENCY</u>	616	Mar/19	615	411 : 792	Daily
GDP	Last	Reference	Previous	Range	Frequency
<u>GDP (USD Billion)</u>	9.98	Dec/17	9.41	0.31 : 13.92	Yearly
<u>GDP ANNUAL GROWTH RATE(%)</u>	0.1	Dec/17	-2.7	-21.44 : 34.3	Yearly
<u>GDP PER CAPITA(USD)</u>	823	Dec/17	875	406 : 967	Yearly
<u>GDP PER CAPITA PPP(USD)</u>	1768	Dec/17	1878	993 : 2077	Yearly
Labor	Last	Reference	Previous	Range	Frequency
<u>POPULATION(Million)</u>	14.9	Dec/17	14.45	3 : 14.9	Yearly
<u>UNEMPLOYMENT RATE</u>	5.89	Dec/17	14.45	3 : 14.9	Yearly
Prices	Last	Reference	Previous	Range	Frequency
<u>INFLATION RATE(%)</u>	4.3	Dec/18	5.8	-13.06 : 41.72	Monthly
Money	Last	Reference	Previous	Range	Frequency
<u>INTEREST RATE(%)</u>	3.5	Jan/19	3.5	2.45 : 4.25	Daily
Trade	Last	Reference	Previous	Range	Frequency
<u>BALANCE OF TRADE(CFA Franc Billion)</u>	247	Dec/17	-222	-905 : 1077	Yearly
<u>CURRENT ACCOUNT(CFA Franc Billion)</u>	-276	Dec/17	-1171	-1573 : 196	Yearly
<u>CURRENT ACCOUNT TO GDP(%)</u>	-8.8	Dec/17	-8.6	-124 : 7.1	Yearly
<u>EXPORTS</u>	1373	Dec/17	1462	129 : 2471	Yearly

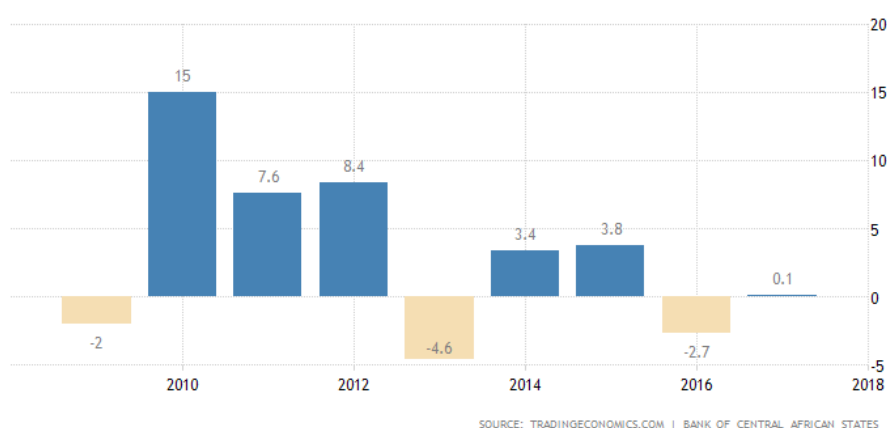
⁴ . <https://www.worldbank.org/en/country/chad/overview>

<u>IMPORTS</u>	1343	Dec/16	1580	162 : 2187	Yearly
Government	Last	Reference	Previous	Range	Frequency
<u>GOVERNMENT DEBT TO GDP (%)</u>	-8.8	Dec/17	-8.6	-124 : 7.1	Yearly
<u>GOVERNMENT BUDGET (% of GDP)</u>	1.7	Dec/17	-5.6	-9.8 : 4.5	Yearly
<u>CREDIT RATING</u>	15			:	Monthly

<https://tradingeconomics.com/chad/indicators>

GDP Annual Growth Rate

The Gross Domestic Product (GDP) in Chad expanded 0.10 percent in 2017 from the previous year. GDP Annual Growth Rate in Chad averaged 3.17 percent from 1961 until 2017, reaching an all time high of 34.30 percent in 2004 and a record low of -21.44 percent in 1979.⁵

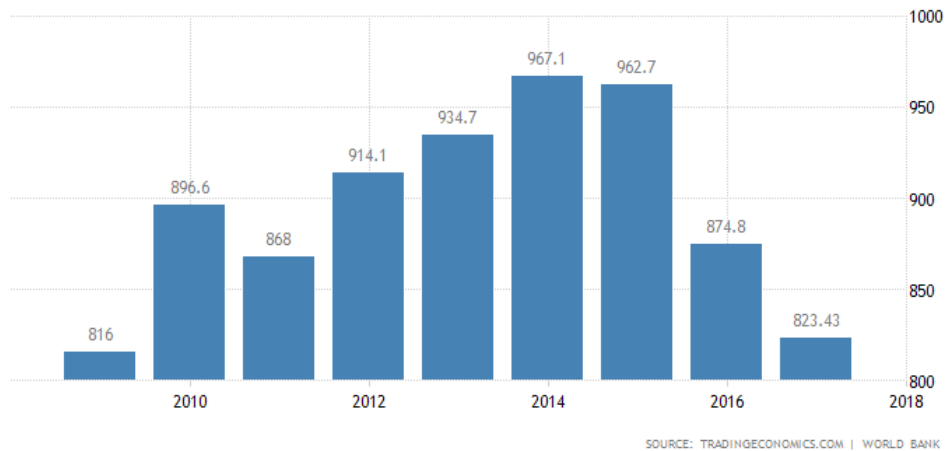


GDP per capita

The Gross Domestic Product per capita in Chad was last recorded at 823.43 US dollars in 2017. The GDP per Capita in Chad is equivalent to 7 percent of the world's average. GDP per capita in Chad averaged 626.02 USD from 1960 until 2017, reaching an all time high of 967.10 USD in 2014 and a record low of 406 USD in 1981.⁶

⁵ . <https://tradingeconomics.com/chad/gdp-growth-annual>

⁶ . <https://tradingeconomics.com/chad/gdp-per-capita>



GDP per capita PPP

The Gross Domestic Product per capita in Chad was last recorded at 1768.15 US dollars in 2017, when adjusted by purchasing power parity (PPP). The GDP per Capita, in Chad, when adjusted by Purchasing Power Parity is equivalent to 10 percent of the world's average. GDP per capita PPP in Chad averaged 1468.27 USD from 1990 until 2017, reaching an all time high of 2076.70 USD in 2014 and a record low of 993.20 USD in 2000.⁷



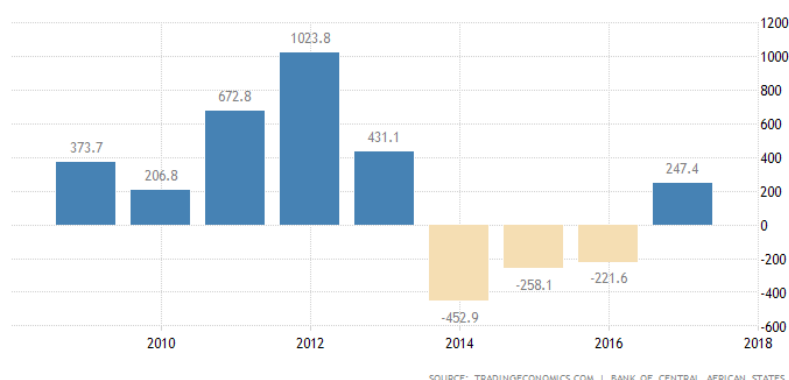
⁷ . <https://tradingeconomics.com/chad/gdp-per-capita-ppp>

Foreign Trade Evaluation

Trade	Last	Previous	Highest	Lowest	Unit
BALANCE OF TRADE (CFA Franc Billion)	247.40	-221.60	1077.20	-904.70	CFA Franc Billion
CURRENT ACCOUNT	-276.10	-1170.60	195.70	-1572.90	CFA Franc Billion
CURRENT ACCOUNT TO GDP	-8.80	-80.60	7.10	-123.60	percent
EXPORTS	1373.10	1462.20	2471.10	128.70	CFA Franc Billion
IMPORTS	1343.10	1580.50	2187.20	162.30	CFA Franc Billion

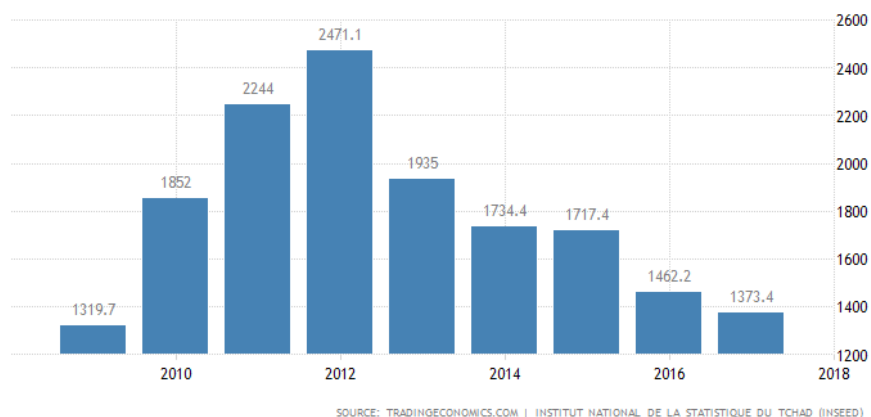
Balance of Trade

Chad recorded a trade surplus of 247.40 CFA Franc Billion in 2017. Balance of Trade in Chad averaged 190 CFA Franc Billion from 1998 until 2017, reaching an all time high of 1077.20 CFA Franc Billion in 2006 and a record low of -904.70 CFA Franc Billion in 2002.



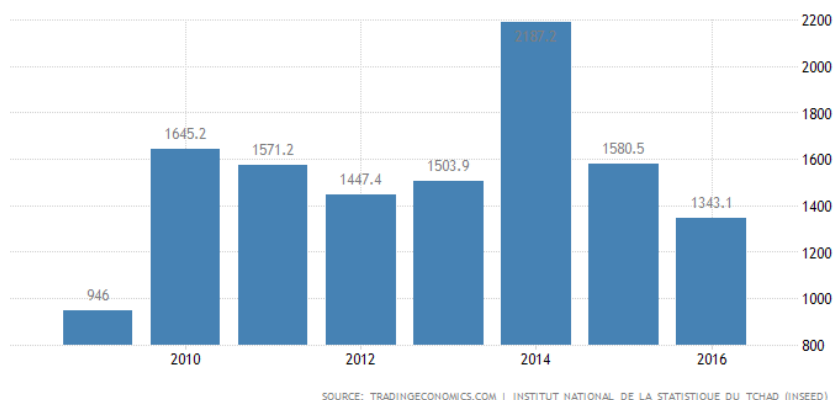
Exports

Exports in Chad decreased to 1373.40 CFA Franc Billion in 2017 from 1462.20 CFA Franc Billion in 2016. Exports in Chad averaged 1241.25 CFA Franc Billion from 1998 until 2017, reaching an all time high of 2471.10 CFA Franc Billion in 2012 and a record low of 128.70 CFA Franc Billion in 2002.



Imports

Imports in Chad decreased to 1343.10 CFA Franc Billion in 2016 from 1580.50 CFA Franc Billion in 2015. Imports in Chad averaged 1008.61 CFA Franc Billion from 1998 until 2016, reaching an all time high of 2187.20 CFA Franc Billion in 2014 and a record low of 162.30 CFA Franc Billion in 1999.



Chad - Foreign direct investment

Foreign direct investment, net outflows (BoP, current US\$)

The latest value for Foreign direct investment, net outflows (BoP, current US\$) in Chad was \$0 as of 2015. Over the past 37 years, the value for this indicator has fluctuated between \$13,839,260 in 1988 and (\$2,454,182) in 1995.

Foreign direct investment, net outflows (% of GDP)

Foreign direct investment, net outflows (% of GDP) in Chad was 0.000 as of 2015. Its highest value over the past 37 years was 0.933 in 1988, while its lowest value was -0.170 in 1995.

Foreign direct investment, net (BoP, current US\$)

The latest value for Foreign direct investment, net (BoP, current US\$) in Chad was (\$26,512,740) as of 1994. Over the past 17 years, the value for this indicator has fluctuated between \$12,550,020 in 1988 and (\$53,385,220) in 1985.

Foreign direct investment, net inflows (BoP, current US\$)

The latest value for Foreign direct investment, net inflows (BoP, current US\$) in Chad was \$559,857,500 as of 2016. Over the past 39 years, the value for this indicator has fluctuated between \$924,119,200 in 2002 and (\$675,545,900) in 2014.

Foreign direct investment, net inflows (% of GDP)

Foreign direct investment, net inflows (% of GDP) in Chad was 5.83 as of 2016. Its highest value over the past 39 years was 46.49 in 2002, while its lowest value was -4.85 in 2014.

Chad Chamber of Commerce, industry, Agriculture, Mines and Handicrafts



Trade Contacts (<http://www.yellowpagesofafrica.com/country/chad/>)

<p>BANQUE BAC (+235) 22 51 90 41 & 22 51 90 42 (+235) 22 51 90 40 & 22 51 75 48 bast@intnet.td</p> <p>BANQUE BAD (+235) 22 52 45 57 (+235) 22 52 49 96 www.afdb.org</p> <p>BANQUE BCC (+235) 22 51 89 58 & 22 51 96 60 & 22 51 52 31 (+235) 22 51 62 49 www.bcc-bank.com</p> <p>BANQUE BCC (+235) 22 69 83 58 & 22 69 83 60 www.bcc-bank.com</p> <p>BANQUE BCC (+235) 22 69 15 87 & 22 69 15 86 www.bcc-bank.com</p> <p>BANQUE BCC AGENCE MARCHÉ CENTRAL (+235) 22 51 60 80 & 22 51 60 84 www.bcc-bank.com</p> <p>BANQUE BCC D'AMDJARASS (+235) 22 69 91 65 www.bcc-bank.com</p>	<p>BANQUE BCC N'GUELI (+235) 22 30 48 89 www.bcc-bank.com</p> <p>BANQUE BDEAC (+235) 68 55 00 01 & 68 55 00 02 rtch@bdeac.org www.bdeac.org</p> <p>BANQUE BEAC (+235) 22 52 21 65 (+235) 22 52 20 81 beacndj@intnet.td</p> <p>BANQUE BHT (+235) 22 52 54 70 & 22 52 54 72 contact@bhtchad.com www.bhtchad.com</p> <p>BANQUE BSIC (+235) 22 52 26 92 & 22 52 35 78 (+235) 22 52 26 93 bsic.chad@bsicbank.com www.bsicbank.com</p> <p>BANQUE BSIC AGENCE CHARLES DE GAULLE (+235) 22 51 41 36 bsic.chad@bsicbank.com www.bsicbank.com</p> <p>BANQUE BSIC AGENCE DEMBE (+235) 22 53 30 66 bsic.chad@bsicbank.com www.bsicbank.com</p> <p>BANQUE BSIC AGENCE MARCHÉ MIL</p>
---	---

Chad

ENERGY

3A ENERGIE GROUP 3A

(+235) 62 93 47 33 & 62 93 47 34

encobat@encobat3a.com

www.encobat3a.com

AGIS ASSURANCE SCHENGEN +33 (0)

182 83 56 26 & +33 (0) 970 46 66 10 & +33 (0)
609 24 81 39

contact@visa-schengen-assurance.com

www.visa-schengen-assurance.com

3A ENERGIE GROUP 3A

(+235) 66 75 56 18

jb.baudillon@gmail.com

www.encobat3a.com

AEDE

(+235) 22 52 52 34

aede@intnet.td

www.aede@intnet.td

COMECA

(+235) 22 30 49 18 & 91 11 98 70

comecasarl@yahoo.fr

GENERAL TRADE

PALIO TCHAD groupe diapora

(+235) 22 51 51 02 & 22 51 51 41 & 99 93 02
38 & 66 01 06 82

diaspora_tc@yahoo.fr

AFRIBIZ

(+235) 95 35 46 36

afribizchad@yahoo.ca

www.afribizchad.bloombiz.com

(+235) 22 51 99 51

bsic.chad@bsicbank.com

www.bsicbank.com

HELIOS TOWERS

(+235) 68 97 73 47

www.heliostowersafrica.com

SHT

(+235) 22 52 06 30 (+235) 22 52 07 29

contact@shtchad.net

www.shtchad.net

SOCIETE NATIONALE D'ELECTRICITE DU TCHAD

(+235) 22 52 23 42 (+235) 22 52 21 34

sne.tchad@gmail.com

www.snesen.org

STEE

(+235) 22 52 28 81 & 22 52 23 42 (+235) 22 52
21 34

stee@intnet.td

AL KHIMMA

(+235) 22 51 82 06

AL MANNA GROUPE

(+235) 22 51 53 86 & 22 52 42 27 (+235) 22 52
38 06

groupealmanna@yahoo.fr

AL MINA

(+235) 22 51 73 17 & 99 29 55 00 & 66 29 55
00 (+235) 22 52 08 54

etsalnima@yahoo.fr

AL NADAF

AGENCE HANANA
(+235) 22 51 89 05 & 22 53 08 23
hanana.tchad@hotmail.com

AKM GROUP
(+235)
akmahmedkalli@yahoo.fr

AL KHIMMA
(+235) 22 51 82 06

(+235) 22 53 03 19 (+235) 22 51 62 24
alnadafa@yahoo.com

AL RAHMA
(+235) 22 51 41 19

AMAL
(+235) 22 52 21 93 & 22 53 01 47 (+235) 22 53
03 67
amalwidha@yahoo.fr